

07/08	08/09	Quarter 1	Quarter 2	Quarter 3	Quarter 4
-------	-------	-----------	-----------	-----------	-----------

**Safer Communities**

<b>Improvement Target</b>	<b>NI 15 Serious violent crime rate</b>				
	Target	No target set. (National issue)			
		Owing to observations and comments made by the Home Office earlier in the year, the Metropolitan Police is conducting a review of the crime types and level of injuries that make up the new group of offences under NI15. This review will be completed by March. No serious violent crime data will be provided by police until this review is completed. Baseline data will be agreed at the end of this financial year. No data should be used at this time against NI15 as this year's data is likely to change once the review is completed and last year's data is not measured and counted in the same way.			
	Comment				
	SCI	NA	NA	NA	
<b>Improvement Target</b>	<b>NI 16 Serious acquisitive crime rate</b>				
	Target	37.6 per 1000 population (8,479 offences)			
39.8 offences per 1000 population (8972 offences)		Quarter 3 annual equivalent performance is 38.5 per 1000 population (2172 actual offences or a 3.9% increase on Quarter 2). Slight year-on-year increases for burglary and theft from motor vehicle crime have contributed to the amber flag, however both of these offences are showing recent falling trends. <b>Residential burglary actions</b> A partnership burglary action plan is being implemented through the Acquisitive Crime Partnership Board (ACPB). As part of this plan Metropolitan Care and Repair (MCR) were commissioned to target harden properties in three hotspot areas. 71 homes have been visited by the MCR caseworkers and 57 properties have received security upgrades. A project to distribute timers and home security advice to residents in two burglary hotspot areas is also underway and will be evaluated by the Jill Dando Institute. <b>Theft from motor vehicles actions</b> A crime prevention communication strategy has been devised based on the analysis of MOSAIC geodemographic data. The analysis identifies people suffering disproportionate levels of Theft from Motor Vehicle offences. Potential victims living in these postcodes will receive targeted crime prevention advice via media they are most receptive to. The winning anti-car crime poster has been chosen from over 120 entrants by Primary school children in Haringey. This poster will be displayed on all parking meters in the borough as well as on-street advertising boards and the local press.			
	Comment				
	SCI	Green	Green	Amber	
		36.4 per 1000 pop.	37.1 per 1000 pop.	38.5 per 1000 pop	
<b>Improvement Target</b>	<b>NI 21 Dealing with local concerns about anti-social behaviour and crime by the local council and police</b>				
	Target	NA			
	Comment	Information for this indicator will be monitored annually in the Place Survey.			
	SCI				
<b>Improvement Target</b>	<b>NI 35 Building resilience to violent extremism</b>				
	Target	The 2008/09 target is level 2. This is an average of the following criteria; Understanding of, and engagement with, Muslim communities, Knowledge and understanding of the Preventing Violent Extremism agenda, Effective development of an action plan to build the resilience of communities and support vulnerable individuals and Effective oversight, delivery and evaluation of projects and actions. There has been a small slippage in the timescale. Government guidance has been slower than expected, however an officer's steering group is in place. Community organisations are commissioned to deliver engagement for women and youth and further education and capacity building. Owing to capacity issues the planned mapping and consultation will take place in Q4.			
	Comment				
	SCI	Amber	Amber		
		1	1		
<b>Improvement Target</b>	<b>NI 40 Drug users in effective treatment</b>				
	Target	8% increase on 2007/08 baseline			
		In December 2008, the 2007/08 baseline figure was refreshed by GOL, putting it in line with the NHS vital signs target. <b>The target itself did not change. The refresh revised the baseline from 883 to 933. That reset the number required to achieve an 8% growth to 1008.</b> Current performance covering Sept 2007- Aug 2008 = 975. This is a 4.5% increase on 2007/08 baseline. <b>Please note that due to the way this target is calculated, the performance level will always be 4 months behind, i.e. position in Sept 2008 will not be known until 1st Feb 2009.</b>			
	Comment				
	SCI	Green	Green		
		3.5% = 966 as of May 2008	4.5% = 975 as of August 2008		
<b>Improvement Target</b>	<b>NI 111 First time entrants to the Youth Justice System aged 10 – 17</b>				
	Target	Direction of travel compared to same quarter last year			
	Comment	The cumulative figure for 2008/09 indicates there were 11% fewer first time entrants than the same period last year.			
	SCI	Green	Green	Green	
		-18.5%	-15.0%	-11.0%	
	<b>NI 17 Perceptions of anti-social behaviour</b>				
	Target	NA			
	Comment	This will be measured annually in the Place Survey.			
	SCI				
	<b>NI 39 Alcohol-harm related hospital admission rates</b>				
	Target	1% reduction in the increasing trend of alcohol-related admissions per 100,000 population (EASR) based on baseline of 1342 (06-07). <b>This equates to 1579 (2008/09). Recent data shows an increasing trend of alcohol related hospital admissions. The rate between 2002/03 - 2006/07 has almost doubled. This target represents an attempt to reduce the upward trend by 1%.</b>			
	Comment	No data available for 2008/09. There is a delay in the final 2007/08 Hospital Episode statistics (HES). This is due February 2009, with the alcohol related admissions published shortly afterwards. Initial analysis of local data indicates chronic attributable diseases, e.g hypertension, are the biggest group and fastest growing of the conditions.			

10.4% 07/08	NI 117	16 to 18 year olds who are not in education, training or employment (NEET)			
	Target	2008/09 target is 9.5% (as measured via Connexions)			
	Comment	Quarter 3 performance average is 6.9%			
	SCI	Green	Green	Green	
		8.4%	9.5%	6.9%	
240 repeat incidents	Stretch target	Reduction of repeat domestic violence victimisation incidents			
	Target	176 repeats (Annual target based on a rolling 12-month figure)			
	Comment	Due to inaccuracies contained in the calculation of the existing baseline a revised baseline has been submitted as part of the LAA refresh.			
	Comment	Quarter 3 performance as of the end of December 2008 (covering the 12 month period January 2008 - December 2008) is 257 repeat DV			
	SCI	Red	Red	Red	
		217	267	257	
51.40%	Stretch target	Number of incidents of domestic violence that result in sanction detections			
	Target	2008/09 target is 36%			
	Comment	Quarter 3 performance is 45.3%			
	SCI	Green	Green	Green	
		50.5%	48.4%	45.3%	
1,503	Stretch target	Reduction in personal robbery			
	Target	1321 offences (2.6% reduction)			
	Comment	Quarter 3 annual equivalent performance is 916 a 14.6% reduction on Q2. Currently personal robbery is showing a 27.2% reduction compared to the same period last year (April - December)			
	SCI	Green	Green	Green	
		1020	1,072	916	
LOCAL	Local indicator	Victim support services for children and young people			
	Target	The target is currently being revised locally as part of the LAA refresh			
	Comment	Measurement of this indicator will be developed over this year			
	SCI				
Cross Cutting	NI 1	% of people who believe people from different backgrounds get on well together in their local area			
	Target	81%			
	Comment	Information for this indicator will be monitored from the Place Survey			
	Comment				
Cross Cutting	NI 4	% of people who feel they can influence decisions in their locality			
	Target	43%			
	Comment	This will be measured by the Place Survey in September 2008			
	SCI				
Cross Cutting	NI 6	Participation in regular volunteering			
	Target	This will be measured by the Place Survey but the target and baseline deferred until 2009, when a statistically significant improvement will be agreed as part of year 1 refresh			
	Comment	The citizenship survey has been released with national level statistics. Below are the headline figures for the volunteering question			
	SCI				

	<p><b>NI 7 - Local</b> Environment for a thriving third sector</p> <p><b>Target</b> Baseline not available, to be set with targets as part of year 1 refresh</p> <p>Comment</p>				
<b>Cross Cutting</b>	<p><b>NI 22</b> Perceptions of parents taking responsibility for the behaviour of their children in their area [Cross Cutting]</p> <p><b>Target</b> Baseline still to be confirmed</p> <p>Comment Quarterly return currently not available.</p> <p><b>SCI</b></p>				
<b>Cross Cutting</b>	<p><b>NI 23</b> Perceptions that people in the area treat one another with respect and dignity [Cross Cutting]</p> <p><b>Target</b> Baseline still to be confirmed</p> <p>Comment Quarterly return currently not available.</p> <p><b>SCI</b></p>				
<b>Cross cutting</b>	<p><b>NI 140</b> Fair treatment by local services</p> <p><b>Target</b> 71%</p> <p>Comment Measured by the Place Survey in September 2008</p>				

Q3

Section 1

YTD Progress



Lead: NS


Lead: NS


Lead: CK


LAA

Lead: SS


Lead: MM


Lead: LJ


Lead: CK


Lead: MM


Lead: CYP (Debbie Cottril)

Lead: NS

Lead: NS

Lead: NS


Lead: JC

PMG LAA Lead


PMG LAA Lead

PMG LAA Lead


PMG LAA Lead




HSP PMG



HSP PMG



PMG LAA Lead



<b>Projects</b>		<b>Section 2</b>	
<b>Ref</b>	<b>Name</b>	<b>Overall progress</b>	<b>Budget variance £'000s</b>
	Community Safety CCTV Management	Green	£0.0
	Partnership Boards Annual Delivery Plans	Green	£0.0
	ASBAT Intervention Support	Green	-£8692.0
	Haringey Police Provision	Green	-£31236.0
	Safer Communities Provision	Green	£0.0
	Anti Burglary Support Project (Reduce Acquisitive Crime)	Green	£0.0
	Addressing & Reducing Domestic Violence	Green	£1762.0
	Victim Support	Green	£0.0
	Youth Offending Service - Asylum Worker	Green	-£1879.0
	Preventing Violent Extremism Fund	Green	-£11000.0
	ASBAT	Green	-£1185.0
	ASB Grant	Green	£0.0
	DAAT Partnership Support Grant	Green	-£1.0

